

COMMERCIAL SERVICE

SPECIFICATION SHEET

Motion Sensor

Microwave motion sensor with 3-step dimming function illuminates at 100%, low light and off.

Item Number **634856914**

- Built-in adjustable daylight sensor.
- Detection area, time delay and daylight threshold can be precisely set via DIP switches.
- Wide detection area ranges up to 50 ft. in diameter and 45 ft. in mounting height.
- Includes clip for easy installation with high bay fixture.

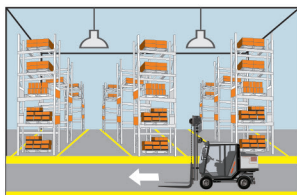


2.32" H x 2.84" D

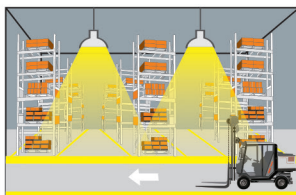
Dimming Function

3-step dimming function

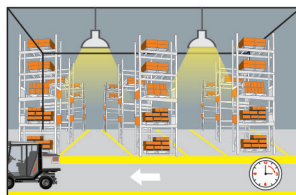
When used in combination with 1-10V dimmable LED drivers and ballasts, the sensors can achieve 3-step dimming function, 100% → low light → off.



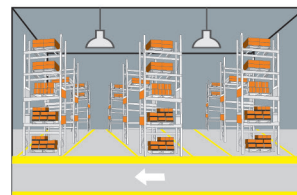
With sufficient ambient light, the sensor does not switch on the lamp.



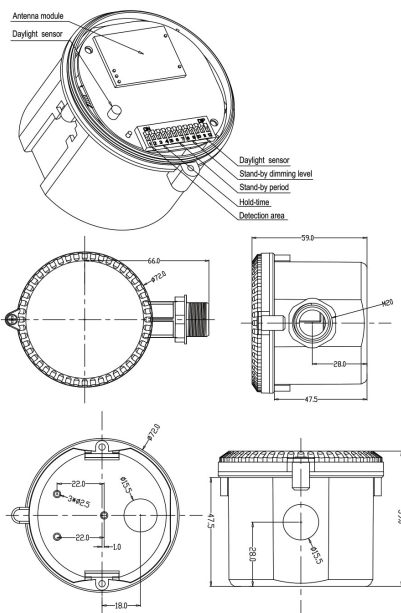
With insufficient ambient light, the sensor switches on the lamp when motion is detected.



After hold time, the sensor dims the lamp at a low light level if no new motion triggers it.



After stand-by period, the sensor switches off the lamp if no motion is detected in the detection zone.



SPECS

Operating voltage	120~277Vac, 50Hz/60Hz
Rated load	400W@120Vac, 800W@220-277Vac (inductive) 800W@120Vac, 1200W@220-277Vac (resistive)
HF System	5.8GHz±75MHz, ISM wave band
Transmitting power	<0.5mW
Power consumption	≤0.8W(standby), <1.5W(operation)
Detection zone	Max.(D x H): 50ft x 45ft
Detection sensitivity	100% / 50%
Hold time	5s / 30s / 90s / 3min / 20min / 30min
Daylight sensor	50lux / 100lux / 200lux / Disable
Stand-by period	5s / 5min / 10min / 30min / 1h / Disable
Stand-by dimming level	10% / 20% / 30% / 50%
Mounting height	45ft Max.
Motion detection	0.5~3ft/s
Detection angle	150°(wall installation), 360°(ceiling installation)
Operating temperature	-31°F~158°F

COMMERCIAL SERVICE

SPECIFICATION SHEET

Setting

By selecting the combination on the DIP switches, sensor data can be precisely set for each specific application.

ON	1	
I	ON	100%
II	-	50%

Detection area

Detection area can be reduced by selecting the combination on the DIP switches to fit each application precisely.

ON	2	3	4	
I	ON	ON	ON	5s
II	-	ON	ON	30s
III	ON	-	ON	90s
IV	-	-	ON	3min
V	ON	ON	-	20min
VI	-	-	-	30min

Hold time

Refers to the time period the lamp remains at 100% illumination after no motion detected.

ON	5	6	7	
I	ON	ON	ON	+∞
II	-	ON	ON	60min
III	ON	-	ON	30min
IV	-	-	ON	10min
V	ON	ON	-	5min
VI	-	-	-	5s

Stand-by period

Refers to the time period the lamp remains at a low light level before it completely switches off in the long absence of people. When set to Disable mode, the low light is maintained until motion is detected.

ON	8	9	
I	ON	ON	50%
II	-	ON	30%
III	ON	-	20%
IV	-	-	10%

Stand-by dimming level

The level of low light during stand-by.

ON	10	11	12	
I	ON	ON	ON	Disable
II	-	ON	-	200lux
III	ON	-	-	100lux
IV	-	-	-	50lux

Daylight sensor

The sensor can be set to only allow the lamp to illuminate below a defined ambient brightness threshold.

When set to Disable mode, the daylight sensor will switch on the lamp when motion is detected regardless of ambient light level.

200lux: twilight operation, 50lux, 30lux: darkness operation only.

Note that daylight sensor is active only when lamp totally switches off.

WIRING DIAGRAM

